



ಬೃಹತ್ ಬೆಂಗಳೂರು ಮಹಾನಗರ ಪಾಲಿಕೆ  
Bruhat Bengaluru Mahanagara Palike



# BBMP COVID-19 WAR ROOM 08.01.2023

BBMP / COVID-19 WAR ROOM / BULLETIN – 1021/ 08.01.2023 / #BBMPfightsCOVID19



# OVERVIEW OF COVID-19 IN BENGALURU

## CASE TRENDS ACTIVE CASES 176

### Confirmed Cases

29

18,76,983<sup>#</sup>

### Recovered Cases

45

18,59,816<sup>#</sup>

### Death Cases

0

16,991<sup>#</sup>



## HOSPITALIZATION 3

### ICU – V

-

### ICU

-

### HDU

1

### General

2

INCLUDES GOVT. QUOTA AND PRIVATE WALK-IN HOSPITALIZATION



## VACCINATION 4,381 2,05,44,161<sup>#</sup>

### First Dose

223

96,83,351<sup>#</sup>

### Second Dose

1,010

94,89,877<sup>#</sup>

### Precaution Dose

3,148

13,70,933<sup>#</sup>



## TRIAGING

### MTU

23

### Tele Triage

3



## ACTIVE CZs

0

### MCZs (< 5 cases)

0

### Clusters (> 5 cases)

0



## TESTING 5,058 3,20,76,351<sup>#</sup>

5,058

3,20,76,351<sup>#</sup>

### RAT

1,195

### RTPCR

3,863

Positivity :0.53%

\*FOR LAST 7 DAYS

# : indicates cumulative numbers till date



# ABSTRACT OF COVID-19 SCENARIO IN BENGALURU



	MALE			FEMALE			TRANSGENDER			TOTAL		
	Last 24 Hours	Last 7 Days	Cumulative	Last 24 Hours	Last 7 Days	Cumulative	Last 24 Hours	Last 7 Days	Cumulative	Last 24 Hours	Last 7 Days	Cumulative
<b>Positive Cases</b>	15	95	11,06,766	14	78	7,70,021	0	0	196	29	173	18,76,983
<b>Recovered Cases</b>	26	153	10,94,339	19	115	7,64,347	0	0	187	45	268	18,59,816
<b>Death Cases</b>	0	0	10,761	0	0	6,226	0	0	4	0	0	16,991
<b>Total Tests Done</b>	<b>In Last 24 hrs. : 5,058</b>			<b>In last 7 days : 32,706</b>			<b>Cumulative : 3,20,76,351</b>					
<b>Vaccine Doses Administered</b>	<b>In Last 24 hrs. : 4,381</b>			<b>In last 7 days : 16,198</b>			<b>Cumulative : 2,05,44,161</b>					
<b>ACTIVE CASES</b>									<b>176</b>			

\*Covid deaths occurred today : 00 | Covid deaths occurred beyond last 24hrs., reported today : 00

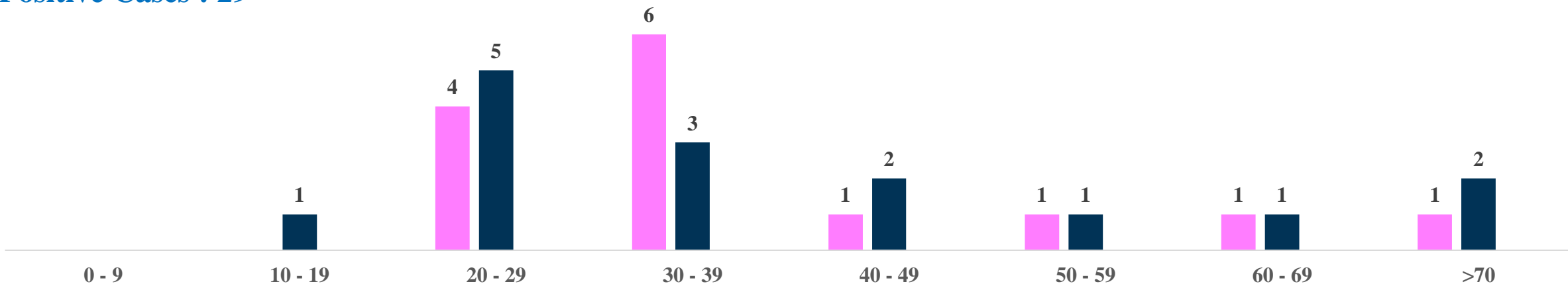


# LAST 24 HOURS AGE GROUP AND GENDER WISE DISTRIBUTION

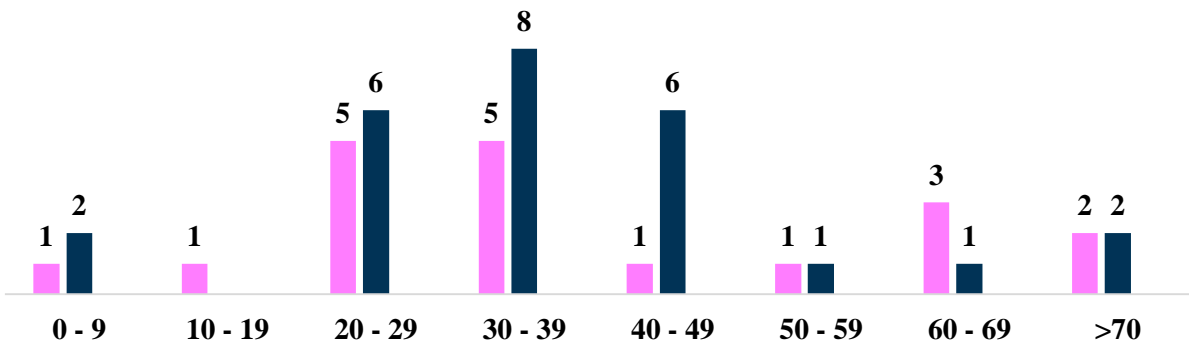


## Positive Cases : 29

Female Male Transgender



## Recovered Cases : 45



## Death Cases : 0

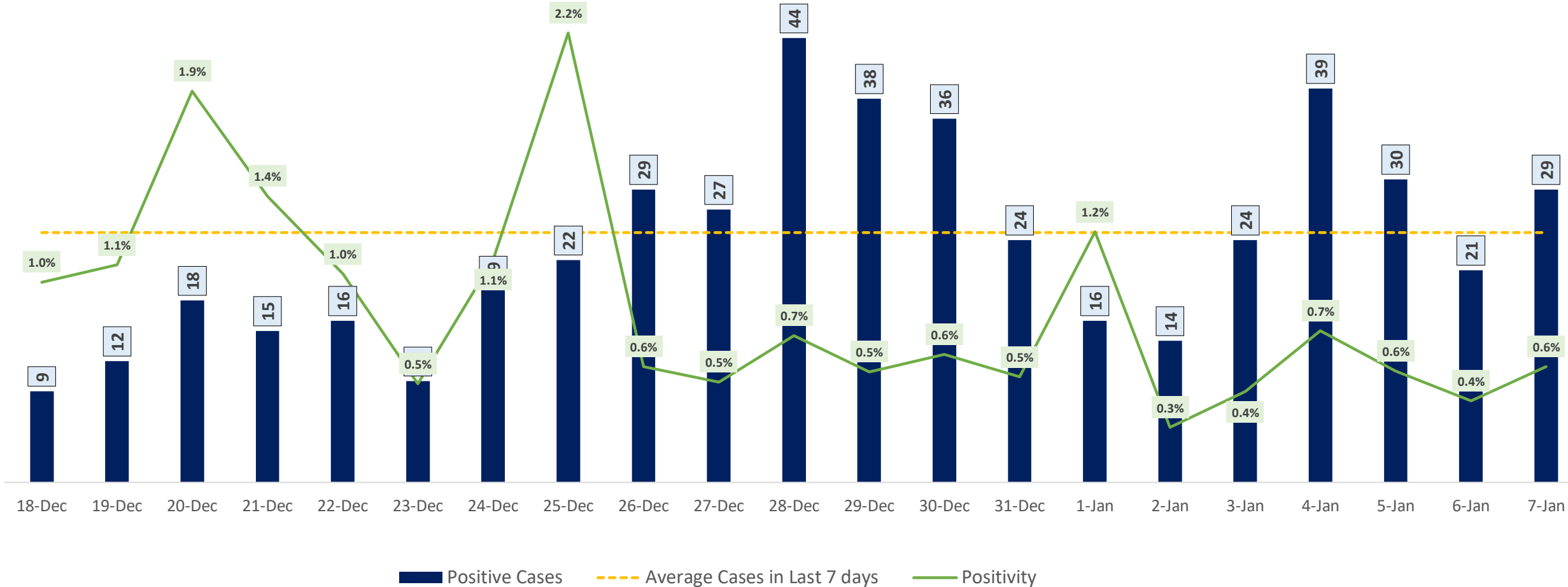
0 to 9 10 to 19 20 to 29 30 to 39 40 to 49 50 to 59 60 to 69 >=70



# POSITIVITY RATE OF BENGALURU – LAST 21 DAYS



Average Cases in Last 7 days : 25

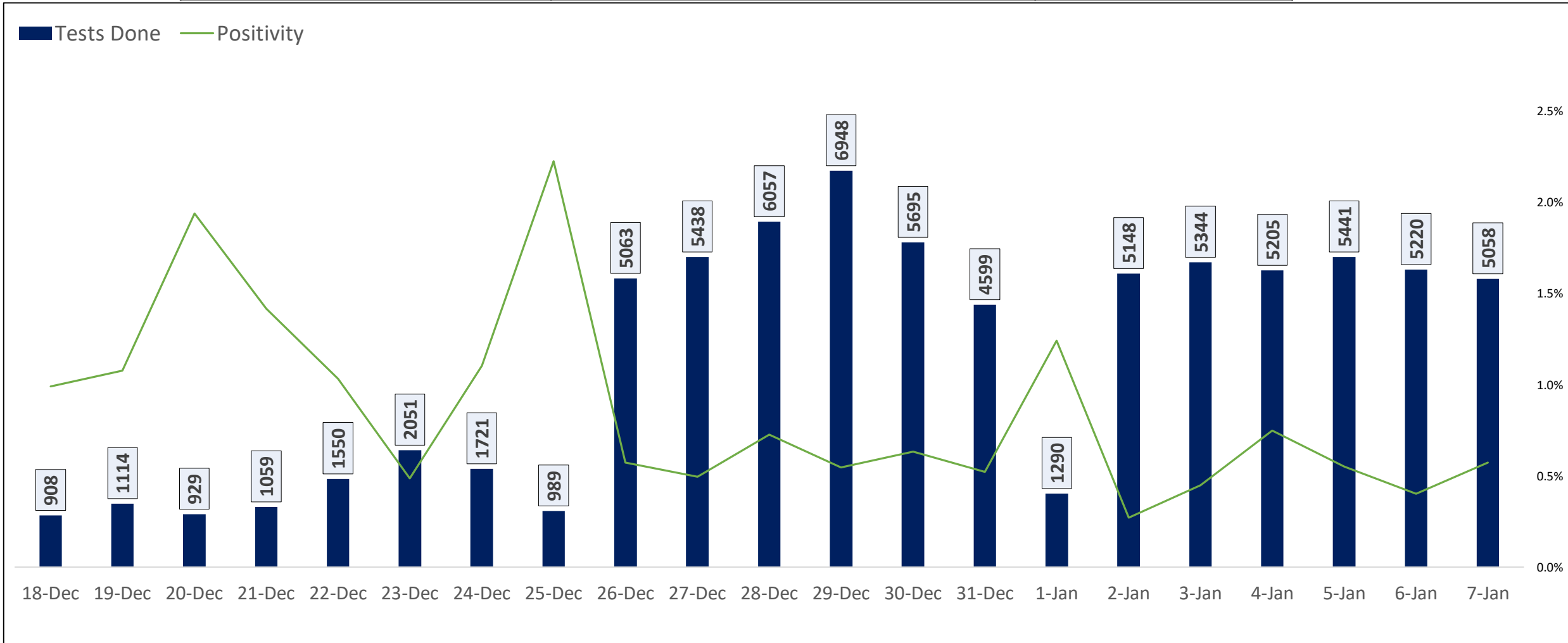




# TESTING TRENDS IN BENGALURU



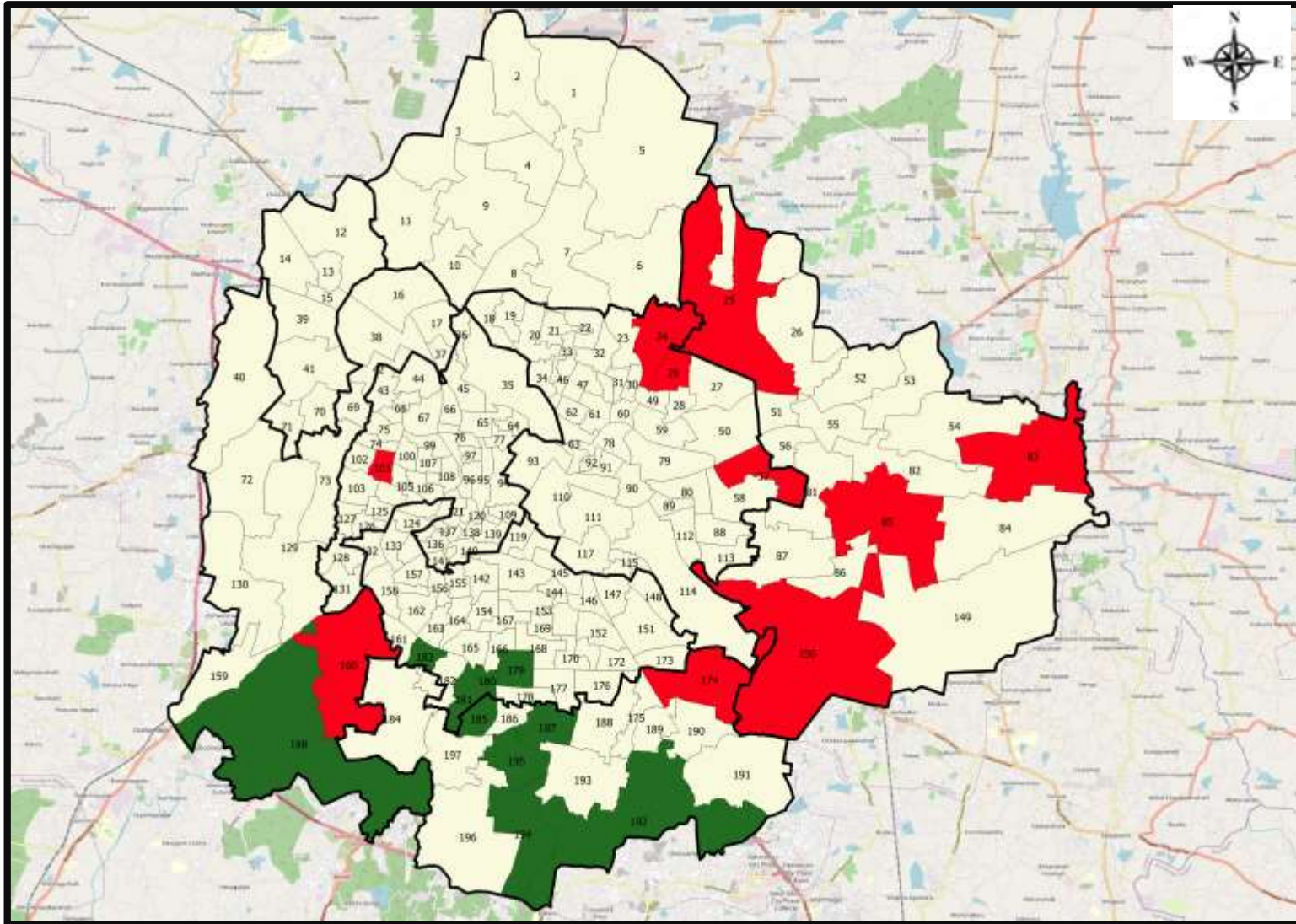
Total Test Conducted Till Date	Test Conducted Last 24 hours	Last 7 Days Average
3,20,76,351	5,058	4,672







# BENGALURU URBAN MAP SHOWING TREND OF POSITIVE CASES IN LAST 7 DAYS



### Top 10 wards reporting highest number of positive cases in last 10 days

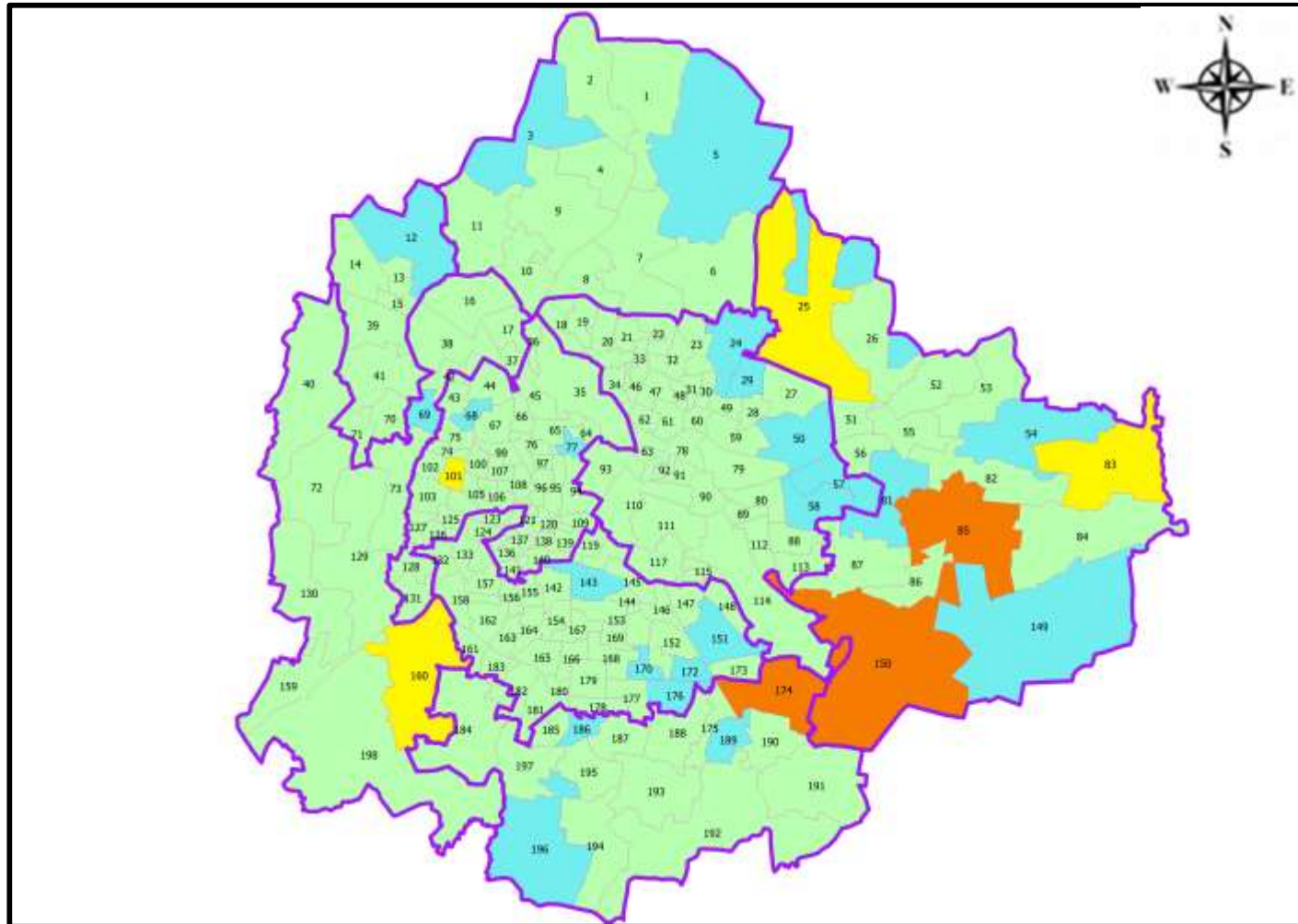
Ward No.	Ward Name	Daily Cases Average
174	HSR Layout	1
85	Dodda Nekkundi	1
150	Bellanduru	1
25	Horamavu	1
83	Kadugodi	1
101	Kamakshipalya	1
160	Rajarajeshwari Nagar	1
24	HBR Layout	1
29	Kacharkanahalli	1
57	CV Raman Nagar	1







### Top 10 wards reporting least number of positive cases in last 7 days

Ward No.	Ward Name	Daily Cases Average
198	Hemmigepura	0
195	Konanakunte	0
194	Gottigere	0
192	Begur	0
187	Puttenahalli	0
185	Yelchenahalli	0
183	Chikkalsandra	0
181	Kumaraswamy Layout	0
180	Banashankari Temple Ward	0
179	Shakambari Nagar	0



# BENGALURU MAP SHOWING INTENSITY OF POSITIVE CASES IN LAST 7 DAYS



-  Level 1 : 0 to 1 Cases
-  Level 2 : 1 to 3 Cases
-  Level 3 : 3 to 5 Cases
-  Level 4 : 5 to 10 Cases
-  Level 5 : More than 10 Cases
-  Zone Boundaries

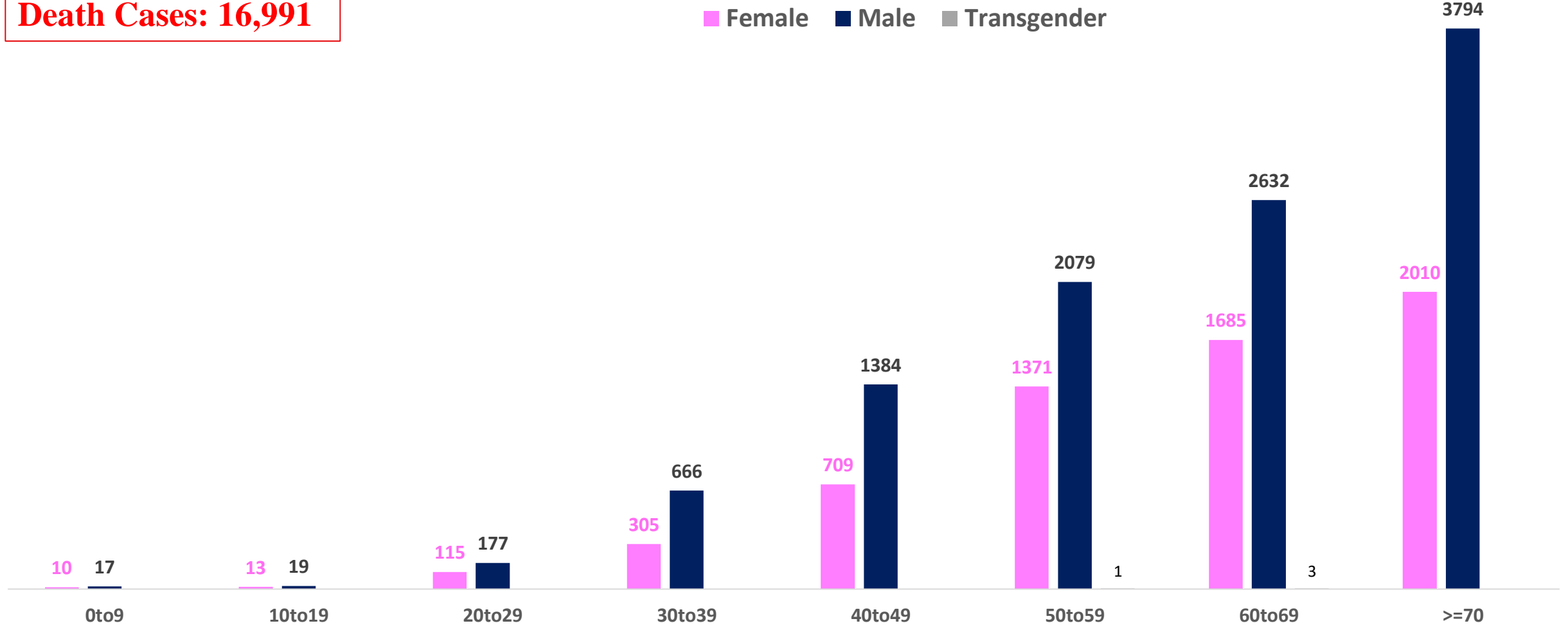




# AGE AND GENDER WISE DISTRIBUTION OF DEATH CASES



**Death Cases: 16,991**





## COVID-19 SCENARIO IN BENGALURU AND OTHER METROPOLITAN CITIES



CITY NAME	Positive Cases	Active Cases	Recovered	Deceased	Vaccine Doses Administered
New Delhi	20,07,273	24	19,80,728	26,521	3,73,17,328
Bengaluru*	18,76,983	176	18,59,816	16,991	2,37,78,980
Mumbai	11,54,230	29	11,34,455	19,746	2,21,34,555
Chennai	7,93,214	20	7,84,123	9,071	1,13,96,462

Source : <https://dashboard.cowin.gov.in/> at 5:00pm (08.01.2023)  
Source : <https://www.covid19bharat.org/> at 5:00pm (08.01.2023)

\*includes BBMP & Bengaluru Urban



# SNAPSHOT OF COVID-19 CASES IN BENGALURU URBAN



**Total Wards With  
0 Cases\* :  
119**

**Tests Conducted  
on 07.01.2023:  
5,058**

**Recovery  
Rate\*:  
99.09%**

**Total  
Active Cases :  
176**

**Total Vaccinated  
on 07.01.2023:  
4,381**

**Positivity  
Rate\* :  
0.53%**

**Active  
Rate\*:  
0.01%**

**Case  
Fatality Rate\* :  
0.00%**





\*Total positive cases In the past 7 days

\*CFR and positivity is for Past 7 days



ಬೃಹತ್ ಬೆಂಗಳೂರು ಮಹಾನಗರ ಪಾಲಿಕೆ  
Bruhat Bengaluru Mahanagara Palike



<b>Download BBMP Bulletin</b>	<a href="https://apps.bbmpgov.in/covid19/mediabulletin.php">https://apps.bbmpgov.in/covid19/mediabulletin.php</a>
<b>To register for vaccination :</b>	<a href="https://selfregistration.cowin.gov.in/">https://selfregistration.cowin.gov.in/</a>
<b>BBMP COVID19 Dashboard:</b>	<a href="https://apps.bbmpgov.in/covid19/">https://apps.bbmpgov.in/covid19/</a>
<b>Follow us on:</b>	 <a href="http://www.facebook.com/bbmp.comm1/">www.facebook.com/bbmp.comm1/</a>
	 <a href="https://twitter.com/BBMPCOMM">twitter.com/BBMPCOMM</a>
	  <a href="#">BBMPSplHealth</a>

Issued by:

Honorable Chief Commissioner, BBMP  
Special Commissioner Health & IT, BBMP  
MD, Bengaluru Smart City Limited

**THANK YOU !**

ಬೃಹತ್ ಬೆಂಗಳೂರು ಮಹಾನಗರ ಪಾಲಿಕೆ  
Bruhat Bengaluru Mahanagara Palike

**Stay Safe from COVID-19 Virus**

 **Wear Mask**

**Wash Hands Regularly** 

 **Maintain Social Distance**

**Get Vaccinated** 

For more information around COVID-19 call the BBMP helpline number 1533

